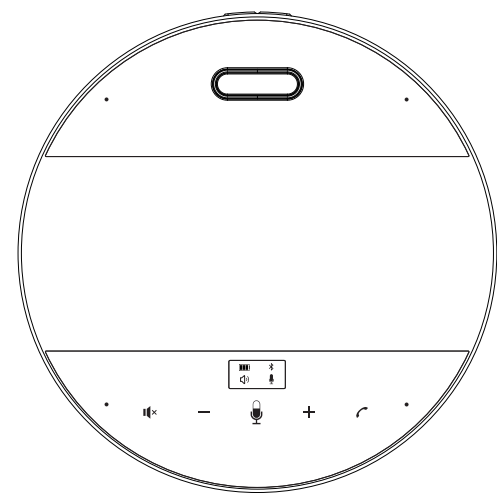


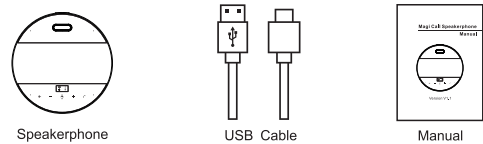
# Magi Call Speakerphone Manual



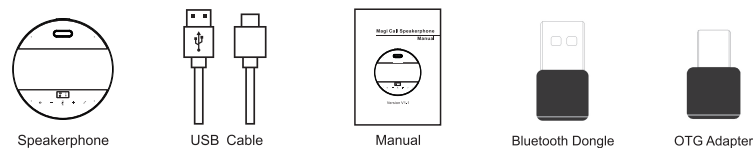
Version V1.1

## 1. Packing List

### 1. USB device

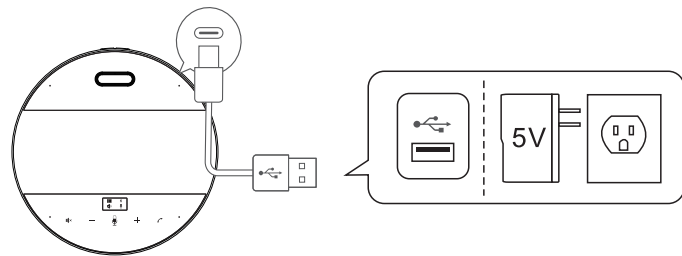


### 2. Bluetooth device



## 2. Charging

Plug the device into a USB power source. The device lasts for up to 27 hours of talk time and takes approximately 3 hours (PD charging, 5V/8000mA) to fully charge. You can check the battery level from the OLED.

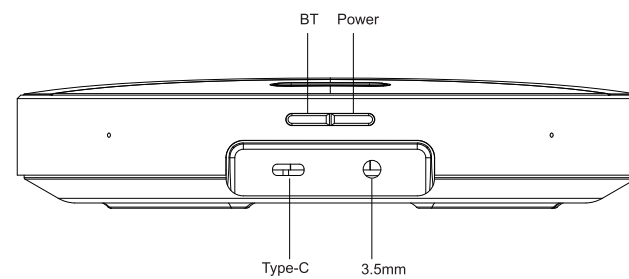
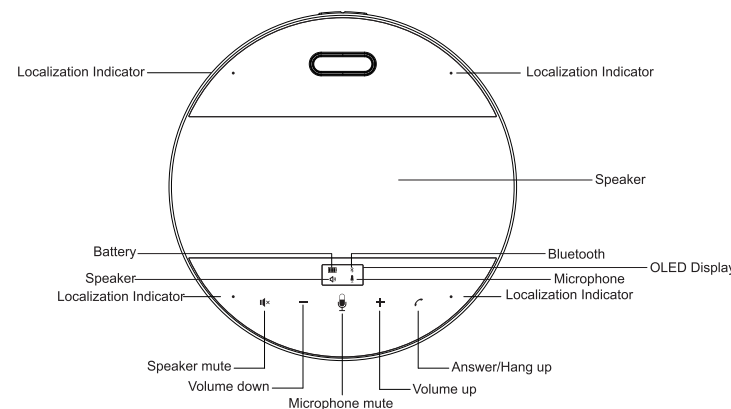


1

## 3. Low battery warning

When battery is lower than 20%, the OLED battery turns red to indicate low power, along with warning tone every 3 minutes.

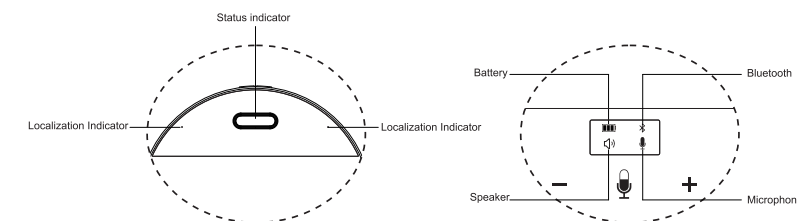
## 4. Button Function



2

Button	Status	Function	OLED
	Speaker mute	ON/OFF Speaker mute (only for USB device)	Speaker Mute  Unmute
	Volume down	Decrease volume	5 Volume No.
	Volume up	Increase volume	16 Volume No.
	Microphone mute	ON/OFF microphone mute	Unmute  Microphone Mute
	Answer/Hang up	Answer/ Hang up when calling (only for Bluetooth device)	
	Bluetooth	Turn ON/OFF Bluetooth function (only for Bluetooth device)	BT disconnected  BT connected
	ON/OFF/MUTE/UNMUTE	ON/OFF(Long press) MUTE/UNMUTE(Shot press)	Back to Home screen

## 5. LED Indicator Function



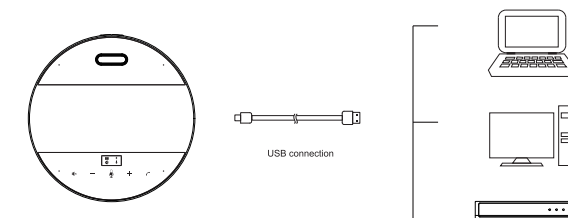
Bluetooth status indicator (only for Bluetooth device)	Blue light flashing	Bluetooth is pairing
	Green light on	Bluetooth connected
Microphone status indicator	Red light on	Microphone mute
	Green light on	Microphone working normally
Speaker status indicator	Red light on	Speaker mute
	Green light on	Speaker working normally
Localization Indicator	When the microphone detects a sound input, the indicator light in the corresponding direction will be on	

3

Note: When adjusting the volume, the blue light changes with the volume. The blue progress bar increases / decreases when adjusting the volume. When the volume is turned off, the indicator is red. After the volume is adjusted, the green light will return to on at an interval of 2s.

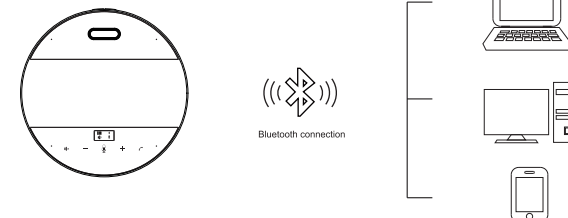
## 6. Connection Introduction

### 6.1 USB Connection



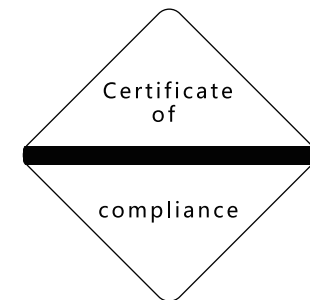
Once connected to your computer, it will automatically power on. It will automatically power off after 10 minutes of inactivity or no source.

### 6.2 Bluetooth Connection



- When the device is under normal working condition, press "⌘" to turn on Bluetooth for pairing. The OLED screen display status is ⌘.
- Put the mobile device or other devices to be connected in Bluetooth

4



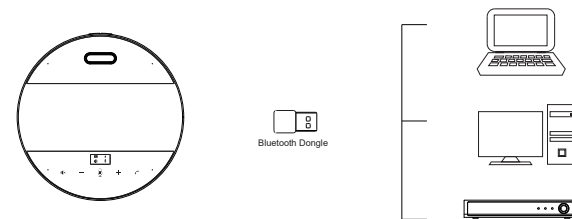
Certificate  
of  
compliance

Q.A.  
QC PASSED

device search mode, select the model of the device. The OLED will display after a successful connection.


- Each time you power on the device, it will automatically connect with the last successfully connected device if available.
- To disconnect Bluetooth, please press the Bluetooth button again.

### 6.3 Wireless Connection



- Connect to your computer by using a USB Dongle.
- The OLED screen display when USB dongle is connected.

### 6.4 Headset Connection



Connect to the headset jack using a 3.5mm headset cable. When the headset is connected, the speaker is automatically muted.

## 7. Technical Specifications

Product Type	USB / Bluetooth Speakerphone
Bluetooth	BT5.0
Battery	8000mAh(Built-in lithium battery); Music time (up to 17 hours ); Battery life(call) up to 27 hours; Fastest charge time: 3 hours, regularly 6 hours. ( Support PD2.0/3.0 charging, with maximum power up to 18W)
Connection type	USB/Bluetooth/Wireless/3.5mm Jack
Meeting room size	15-30m <sup>2</sup>
Meeting with	Up to 15 attendees
Pickup range	6 meters (19.68 feet)
Mics	4x Digital Silicon Mics Array
Microphone type	Omni-directional (360 degree pickup range)
Microphone sensitivity	-27dBFS
Noise reduction	Yes
Full duplex audio	Yes
AEC	Yes
Frequency range	100Hz to 22kHz
Speaker	5W/120dB
Interface	1 x Type-C, 1 x 3.5mm audio port
System requirements	Windows 7/8/10 or above, MacOS 10.7 or above, Chrome OS V29.01547 or above
Application support	Software: Skype, FaceTime, Zoom, Microsoft Teams, Hangouts, OBS and Xsplit, etc.
Work temperature	0° --50°C
Storage temperature	-10° -- +60°C
Work humidity	20% -- 85% RH (non-condensing)
Power supply	USB:5V DC @ 500 mA Maximum
Product size	180mm*180mm*34.7mm/220*108*83mm(before/after packing)
Product weight	0.62KG /0.95 KG(Net / Gross Weight)

## 8. Warranty

All products purchased from our company are guaranteed to keep in good repair for 36 months. If there are any quality problems during the guarantee period, we will maintain them for free. Under any of the following conditions, related maintenance costs will be collected:

- Product was not normally used.
- Fire, electric shock, outside object collapse or other natural disasters causing the equipment damaged.
- Unauthorized repair, misuse, abuse or change.

## Warranty Card

Thank you very much for choosing our products.

### User Info

Name \_\_\_\_\_ Tel \_\_\_\_\_

Email \_\_\_\_\_ Post code \_\_\_\_\_

Address \_\_\_\_\_

### Product information

Product Name \_\_\_\_\_

Factory Serial Number \_\_\_\_\_

### Fault description

---



---



---



---

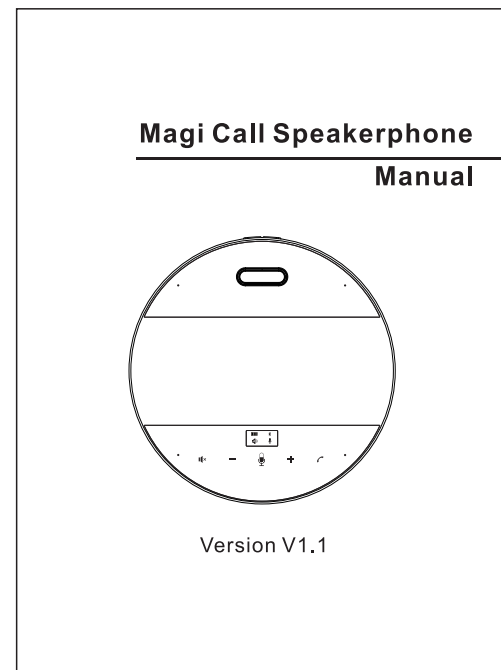


---

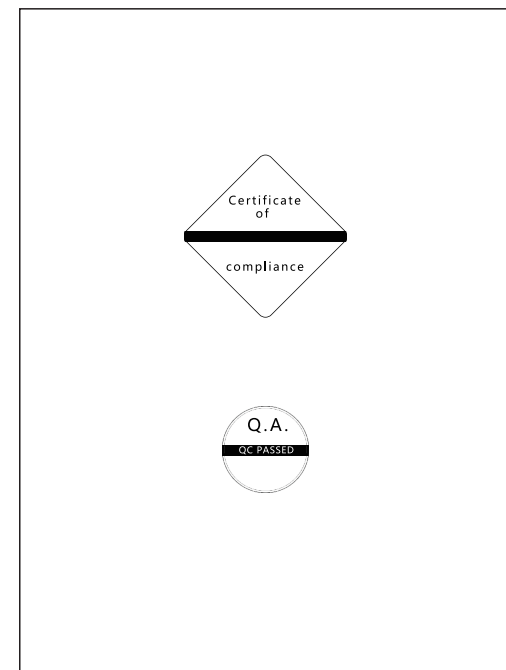
### Attention

- This card is considered as the Protection to fix warranty, so please reserve them carefully. Please fill in truthfully.
- Please indicate the model number, Factory Serial Number and the detailed description of the fault information.

展开585X158 成品117X158 风琴折 128哑粉纸



封面



封底